




What is it:



1. Intake Manifold	2. NTC II temp sender	3. Oil fill cap
4. Water Temp gauge sender	5. Oil vent line	6. Fuel damper
7. Fuel injector	8. Vac. line to flappy	9. Vac. line out to flappy actuator
10. Fuel rail cover	11. Oil breather line	12. Throttle linkage
13. Flappy val. elec. solenoid	14. Flappy val. elec. connector	15. Timing belt cover
16. Lower radiator hose	17. Thermostat is in here	18. Coolant line
19. Coolant line	20. Upper radiator hose	21. Oil dip stick
22. Ignition wires	23. Fuel press. gauge	24. Fuel rail
25. Fuel line	26. Oil breather line	27. Air line from air pump to diverter valve
28. Wiring harness injectors	29. Oil breather line	
30. Air pump diverter valve	31. Front camshaft seal	32. Flappy under here




1. Positive (+) terminal -jumpstart	2. Radiator	3. Air pump filter
4. Radiator overflow hose	5. Power steering reservoir	6. Headlight motor actuator
7. Oil cooler	8. Headlight bar	9. Ignition control unit
10. Ignition control unit	11. Louver actuator	12. Hood latch
13. Hood release cable	14. AC condenser	15. High press. service port
16. Cooling fan output stage	17. Freon low press. switch	18. Receiver/Dryer and sight gauge
19. Freon press. switch for fans	20. Oil cooler lines	21. Clip for headlight linkage
22. Plastic end tank for radiator		



1. Intensive washer reservoir	2. Fuel line	3. AC line
4. Fuel cooling tube	5. Brake booster	6. Vacuum check valve
7. Vacuum "+" fitting	8. Master cylinder reservoir	9. Master cylinder
10. Elec. harness quick disconnect	11. Vacuum line from intake system	12. Venturi "Y" fitting
13. To cruise control	14. To auto transmission	15. To throttle body
16. From accelerator	17. Vacuum from intake	18. Power steering line
19. ?	20. Brake lines	21. LH ignition coil
22. Brake fluid level sensor	23. Throttle cable from pedal (16)	24. "Y" fitting to vac. Reservoir and
25. Brake line	26. Shock strut tower	cruise control



1. Brake booster	2. Inlet air temp. sensor	3. Fuel damper
4. Mass air flow sensor	5. Fuel cooler	6. Vacuum fitting
7. Fuel press. regulator	8. Fuel line	9. AC line
10. Hot water val. for heater	11. Hot water val. vacuum pod	12. Hot water form here to water val.
13. Coupling	14. Knock sensor leads	15. Oil breather line



1. Fuel line	2. Coupler fitting	3. AC line
4. Coolant line	5. Coolant expansion tank	6. AC line
7. Air hose to air filter box	8. Coolant expansion tank	9. Washer fluid tank
10. Coolant line	11. ?	12. Air pump diverter valve
13. Pressure switch coolant system	14. Elec. harness quick disconnect	15. Air hose to diverter valve
16. Spark plug dust cover	17. Fuel line	18. Vacuum line
19. Oil breather	20. Hood open/close switch	21. Coolant level sensor
22. Vacuum line		